


KING HENRY VIII SCHOOL



**44th ANNUAL 6x2.3 MILES
CROSS-COUNTRY BOYS' RELAY**
and
**16th ANNUAL 4x2.3 MILES
CROSS-COUNTRY GIRLS' RELAY**

IN THE WAR MEMORIAL PARK, COVENTRY

Wednesday 4th February 2015

Starting at 2.30pm (Boys) & 2:35pm (Girls)

OFFICIALS

RACE ORGANISER & CLERK OF COURSE	T Andrews
REFEREE	PCB Milton
STARTER & ANNOUNCER	D Butler
CHIEF TIME-KEEPERS	J Vickers MCAAA, PAR Milton, P Davies
TIME-KEEPERS' ASSISTANTS	Pupils from King Henry VIII School
TAKE-OVER JUDGES & STARTERS' MARSHALS	PCB Milton, M McKenzie, M Oxtoby
DECLARATION OFFICER	T Spillane
RESULTS SERVICE	P Davies, <i>Tempo Events</i>
DATA SUPPORT	T Spillane & pupils from KHVIII School
PRESENTATIONS OFFICER	T Andrews
COURSE OFFICIALS	P Mahiques, A Parker, P Huxford, P Robbins, H Bredin
RESULTS RUNNERS	Members of KHVIII X-Country Club
COURSE MARSHALS	Pupils from King Henry VIII School
PHOTOGRAPHY	M Reddish & S Schofield
FIRST AID COVER	Staff from St John Ambulance
COURSE SET UP	T Andrews, M Field, D Butler, P Robbins, KHVIII ground staff, Coventry City Council Leisure Services ground staff

ACKNOWLEDGEMENTS

King Henry VIII School would like to extend thanks to all those who have helped in staging this race, including:

- Officers from the War Memorial Park, Coventry City Council Leisure Services Department, and to the Park Staff for their considerable assistance before, during and after the race
- Staff from St John's Ambulance for providing medical assistance
- The School caterers, *Alliance in Partnership*
- Brian Leathley-Andrew for PA
- Timing by *Tempo Events*

BOYS' RESULT 2014

1	St Albans School	74.38
2	The Judd	75.33
3	Shrewsbury School	76.10
4	Loughborough GS	77.09
5	Harrow	78.00
6	Sevenoaks School	78.23
7	Sedbergh School	79.06
8	St Columbas College	79.12
9	St Albans B	79.26
10	Millfield	79.38
11	Lancaster RGS	80.21
12	Judd B	81.08
13	Sedbergh School B	81.19
14	Thomas Telford	81.29
15	Shrewsbury Sch B	81.31
16	Rugby School	81.50
17	St Edward's Oxford	82.09
18	Warwick	82.22
19	Marling	82.27
20	Bradford GS	82.58
21	Sir Thomas Rich's	84.06
22	John Fisher	84.11
23	Dudley College	84.18
24	Nottingham	84.32
25	Adams' Grammar	84.43

YEAR 2014 FASTEST LAP TIMES

1	Marling	Alex George	11.24
2	Loughborough GS	Ben Dijkstra	11.48
3	St Albans School	Mark Pearce	11.53
4	Bradford GS	Emile Cairess	11.54
5	Bromsgrove School	Declan McManus	11.57
6	Rugby School	Ben Sutherland	12.00
7	St Albans School	Robbie Lightowler	12.04
8	Sevenoaks School	Chris Olley	12.05
8	Dudley College	Luke Vine	12.05
8	Nottingham	Michael Costante	12.05
11	Rugby School	Josh Cara	12.13
12	The Judd	Miles Weatherseed	12.15
13	Harrow	Lascelles Hussey	12.20
13	Shrewsbury School	Ben Remnant	12.20
15	Lancaster RGS	Matthew Shackleton	12.21
15	St Columbas College	Sam Griffiths	12.21
17	St Albans School	Joe Redwood	12.24
18	Stamford School	Chris Allison	12.26
18	Harrow	Louis Clarke	12.26
20	Loughborough GS	Sam Stevens	12.27
21	The Judd	Jesse Magorrian	12.29
22	Warwick	Elisha de Mello	12.30
23	Millfield	Jack Smith	12.32
24	Shrewsbury School	Rory Fraser	12.33
25	Marling	Matt Crew	12.34

GIRLS' RESULT 2014

1	Millfield	56.18
2	Loreto GS Alt'ham	57.39
3	Sevenoaks	60.32
4	Shrewsbury	60.41
5	St Aidan's	62.02
6	Bromsgrove	62.13
7	St Edwards, Oxford	62.18
8	Stamford High	62.32
9	Loughborough HS	62.37
10	QEGS Penrith	62.42
11	Sevenoaks 'B'	64.32
12	Sedbergh	65.17
13	Emmanuel College	65.37
14	Canon Slade	65.48
15	Giggleswick	65.52

YEAR 2014 FASTEST LAP TIMES

1	Loreto GS Alt'ham	Harriet Knowles-Jones	12.42
2	Millfield	Isobel Glaisher	13.28
3	Millfield	Olivia Gwynn	13.58
4	Shrewsbury	Tory Mobley	14.06
5	St Edwards, Oxford	Storm Sunderland	14.11
6	Millfield	Hermione Seymour	14.23
7	Sevenoaks	Phoebe Barker	14.25
7	Millfield	Hannah Lidbetter	14.29
9	Sevenoaks	Ruth Bourne	14.35
10	Bromsgrove	Abigail Saker	14.36
11	Loreto GS Alt'ham	Beth Barlow	14.38
12	Emmanuel College	Sophie Montgomery	14.45
13	St Aidan's	Mia Moore	14.46
13	Shrewsbury	Lucy Cornwell-Lee	14.47
15	Loughborough HS	Laura Mullin	14.47

(This is just the top of all the results tables from last year. Full results can be found at www.khviii.com)

BOYS' ALL TIME FASTEST RUNNERS LIST 1972 – 2014

In 1991, as a result of changes in the Memorial Park, the Relay course was shortened by 90 metres. The individual times have been reduced by 16 seconds for all runners pre-1991, so that current runners can be easily compared. *Pre-1991 runners are in italics with ** (add 16 seconds to get their original time).

Team times are unchanged; subtract approximately 1½ minutes to the pre-1991 times to compare.

(In the event of a runner achieving more than one qualifying time, only the best is shown)

1	<i>N Appleby*</i>	<i>QMGS Walsall</i>	10.50	(80)	<i>G Crowther*</i>	<i>Manchester</i>	11.13	(81)
2	<i>D Dudley*</i>	<i>West Park</i>	10.53	(84)	A Brownlee	Bradford	11.13	(06)
3	<i>A Leach*</i>	<i>Bradford</i>	10.54	(81)	40 <i>C Sellers*</i>	<i>Maidstone</i>	11.14	(82)
	<i>D Miles*</i>	<i>RGS Newcastle</i>	10.54	(84)	<i>B Murphy*</i>	<i>St Edward's</i>	11.14	(84)
5	T Purnell	Marling	10.56	(12)	<i>D Robertson*</i>	<i>The Judd</i>	11.14	(90)
6	M Skelton	The Judd	10.57	(91)	S Wilkinson	RGS Worcester	11.14	(95)
7	G Thompson	Ardingly	10.58	(98)	O Laws	Shrewsbury	11.14	(98)
8	<i>D Ellis*</i>	<i>Bishop Vesey GS</i>	10.59	(78)	45 <i>D Calvert*</i>	<i>West Park</i>	11.15	(76)
9	S Murphy	St Albans	11.00	(01)	<i>I Mitchel*</i>	<i>Hayden</i>	11.15	(81)
10	<i>R Callan*</i>	<i>Mkt Harb</i>	11.02	(74)	<i>A Wild*</i>	<i>Cheadle Hulme</i>	11.15	(87)
11	<i>A O'Connor*</i>	<i>KEVI Lich</i>	11.03	(90)	J Wild	Kings Macc	11.15	(92)
	T Sharland	Ipswich	11.03	(02)	49 <i>K Dumbleton*</i>	<i>West Park</i>	11.16	(74)
13	<i>S Kendall*</i>	<i>Wednesfield</i>	11.05	(76)	<i>M Aldersley*</i>	<i>KHVIII</i>	11.16	(81)
14	<i>R Nerurkar*</i>	<i>Bradford</i>	11.06	(82)	<i>D Hoinville*</i>	<i>William Ellis</i>	11.16	(82)
15	<i>A Rayworth*</i>	<i>Bishop Vesey GS</i>	11.07	(82)	<i>K Archer*</i>	<i>Marple Hall</i>	11.16	(84)
16	<i>I Murray*</i>	<i>Lenzie</i>	11.08	(76)	<i>N Panchen*</i>	<i>RGS H Wyc</i>	11.16	(88)
	<i>T Asteriades*</i>	<i>Cheadle Hulme</i>	11.08	(80)	J Davis	Duchess's	11.16	(91)
	<i>J Robinson*</i>	<i>Calday Grange</i>	11.08	(85)	55 <i>A Ford*</i>	<i>West Park</i>	11.17	(83)
	J Brownlee	Bradford	11.08	(07)	D Pickering	QEGS Wake	11.17	(92)
20	<i>B Martynuik*</i>	<i>Sir T Richs</i>	11.09	(77)	T Curr	Marling	11.17	(11)
	<i>S Rose*</i>	<i>Beechen Cliff</i>	11.09	(82)	58 <i>C Prestt*</i>	<i>QEGS Wake</i>	11.18	(76)
22	<i>G Williamson*</i>	<i>Lenzie</i>	11.10	(76)	<i>J Sharp*</i>	<i>St Brendan's</i>	11.18	(78)
	<i>T West*</i>	<i>St Cuthbert's</i>	11.10	(87)	<i>S Horton*</i>	<i>KHVIII</i>	11.18	(80)
	<i>M Hudspith*</i>	<i>St Cuthbert's</i>	11.10	(87)	<i>R Lillie*</i>	<i>The Judd</i>	11.18	(81)
	M McNeill	Bradford	11.10	(91)	<i>S Bell*</i>	<i>Marple Hall</i>	11.18	(83)
	C Scott	Watford	11.10	(08)	63 <i>D Minter*</i>	<i>Maidstone</i>	11.19	(78)
27	<i>D Wright*</i>	<i>Bishop Vasey GS</i>	11.11	(73)	64 <i>S Coe*</i>	<i>Abbeylea</i>	11.20	(75)
	<i>R Pepper*</i>	<i>Haberdashers</i>	11.11	(74)	<i>D Price*</i>	<i>Sir Thomas Rich</i>	11.20	(80)
	<i>N Martyn*</i>	<i>William Ellis</i>	11.11	(82)	<i>L Armitage*</i>	<i>St Albans</i>	11.20	(81)
	<i>S Fury*</i>	<i>Sir J Williamson</i>	11.11	(86)	A Hodgkinson	St Albans	11.20	(03)
	<i>A Bailey*</i>	<i>RGS H Wyc</i>	11.11	(88)	D Easter	St Albans	11.20	(08)
32	<i>N Martyn*</i>	<i>Kingswood</i>	11.12	(73)	J Gilmour	Manchester GS	11.20	(08)
	<i>A Sakar*</i>	<i>Maidstone</i>	11.12	(82)	70 <i>D Glassborow*</i>	<i>KHVIII</i>	11.21	(72)
	<i>D Coney*</i>	<i>Maidstone</i>	11.12	(82)	<i>K Stewart*</i>	<i>Skinners</i>	11.21	(81)
	<i>S Duval*</i>	<i>Millfield</i>	11.12	(87)	<i>I H-turner*</i>	<i>Cranbrook</i>	11.21	(85)
	<i>I Hudspith*</i>	<i>St Cuthbert's</i>	11.12	(89)	<i>M McBeth*</i>	<i>St Aloysius</i>	11.21	(90)
37	<i>G Cosgrave*</i>	<i>Bishop Ullathorne</i>	11.13	(72)	A Rymer	Marling	11.21	(07)

BOYS' ALL TIME FASTEST TEAMS 1972 -2014

Teams 1972 - 1990

1	Skinnners	71.17	1983
2	Maidstone	71.19	1982
3	Bradford	71.49	1981
4	Maidstone	71.55	1981
5	Skinnners	71.59	1981
6	St Cuthbert's	72.10	1987
7	Manchester	72.12	1978
8	Bradford	72.19	1980
9	Bradford	72.20	1982
10	St Albans	72.22	1982
11	BVGS	72.23	1976
12	RGS Newcastle	72.27	1982
-	Millfield	72.27	1989
14	RGS Newcastle	72.49	1987
15	Skinnners	72.52	1982
16	KHVIII	72.55	1985

Teams 1991 - 2014

1	Marling	72.12	2005
2	St Albans	72.30	2001
3	Winchester	72.33	1997
4	Marling	72.36	2011
5	St Albans	72.53	2000
6	St Anselm's	72.57	2007
7	The Judd	73.01	2012
8	St Albans	73.02	2007
-	St Albans	73.02	2008
10	Winchester	73.06	1998
11	Bradford	73.07	1991
12	Dr Challoner's	73.08	1991
-	The Judd	73.08	2011
13	Duchess'	73.09	1991
15	The Judd	73.11	2008
16	Shrewsbury	73.20	1996

GIRLS' ALL TIME FASTEST RUNNER LIST 2000 - 2014

(In the event of a runner achieving more than one qualifying time, only the best is shown)

1	Harriet Knowles-Jones	Loreto GS	12.42	2014
2	Victoria Walker	St Albans	12.59	2010
3	Becky Straw	Bromsgrove School	13.05	2011
4	Mari Smith	Loughborough HS	13.06	2012
5	Lizzy Bird	St. Albans	13.18	2013
6	Rowena Cole	Tile Hill Wood	13.19	2008
7	Vicky Johnston	QEGS Penrith	13.26	2011
8	Isobel Glaisher	Millfield	13.28	2014
9	Naomi Richardson	King Henry VIII	13.32	2012
10	Megan McBrien	Bishop Vesey GS	13.40	2012
11	Caroline Lambert	St Aidan's School	13.42	2012
12	Phillippa de la Rosse	Ampleforth	13.45	2008
13	Olivia Bryant	Millfield	13.47	2009
14	Rosy Cooper	Millfield	13.50	2006
15	Stephanie Magrath	Sevenoaks	13.51	2005
16	Lucy Crookes	Loughborough HS	13.52	2009
16	Ellen McArthur	St Aidan's	13.52	2011
18	Helen Rollins	Uppingham	13.56	2006
19	Kylie Acford	King Henry VIII	13.57	2005
20	Olivia Gwynn	Millfield	13.58	2014
21	Mel Hyder	Sedbergh	14.02	2010
21	Jemma Simpson	Millfield	14.02	2000
23	Claire Lilley	Giggleswick	14.03	2008
23	Davina Cole	Tile Hill Wood	14.03	2008
23	Amy Cooper	Millfield School	14.03	2012
26	Tory Mobley	Shrewsbury	14.06	2014
27	Jade Wright	St Albans	14.07	2001
27	Marina Johns	Sevenoaks	14.07	2006
29	Storm Sunderland	St Edward's, Oxford	14.09	2012
30	Chloe Richardson	Old Swinford Hospital	14.10	2011

GIRLS' ALL TIME FASTEST TEAMS 2000 – 2014



1	Millfield	56.18	2014
2	Loughborough HS	57.29	2011
3	Loreto GS	57.39	2013
-	Loreto GS	57.39	2014
5	Sevenoaks	57.56	2006
6	Millfield	58.08	2009
-	Loughborough HS	58.08	2010
8	Loreto GS	58.21	2012
9	Loughborough HS	58.22	2012
10	Tile Hill Wood	58.24	2008
11	Loughborough HS	58.25	2013
12	Loughborough HS	58.38	2009
13	Millfield	58.46	2005
14	Sevenoaks	58.58	2005
15	Millfield	59.17	2008
16	Millfield	59.39	2006
17	St Albans	59.40	2007
18	St Aidan's	59.45	2012
19	Millfield	59.48	2011
20	Millfield	59.52	2004

2015 KING HENRY VIII RELAY - COMPETING

Race No's		72	73	74	75	76	77	78	79	80	81	82	83	84	85	86	87	88	89	90	91	92	
01	Adams Grammar Sch																						
02	Adams GS 'B'																						
03	Ampleforth College																		23				
04	Ampleforth College 'B'																						
05	Bablake School	19	19	29	15	31	29	36	20	25	36	34	40	30	44	28	25		27				
06	Bishop Vesey's GS	4	1	3	3	1	2	4	17	6	6	7	30	20	26	33	37	31	21	36	15	10	
07	Bradford GS					3	1	7	4	1	1	2	8		7	20	18	4	14	6	1		
08	Bromsgrove School	26	31	34	35	33			39											33		35	
09	Calday Grange GS												19		2	9	5	3	9				
10	Crompton House CES																						
11	Dudley College																						
12	Emmanuel College																						
13	Ermysted's																						
14	Ermysted's 'B'																						
15	Finham Park, Coventry																	17					
16	Giggleswick School																				10	13	
17	Haileybury																						
18	Harrow School																						
19	John Fisher																						
20	Judd School, The						19	13	7	14	22	25	12	13	21	11		16	4	2	5	18	
21	Judd School, The 'B'																						
22	KES Birmingham																				37	32	38
23	King Henry VIII	2	8	5	6	2	8	5	5	4	15	13	14	6	1	2	15	10	19	14	11	4	
24	Loughborough GS	18			23	15	30	21	19	20	34	33	38	24	23	26	23	30	18	8	23	16	
25	Manchester GS	9						1	2	12	16	17	13	7	20	14	16	26		11	13	19	
26	Manchester GS 'B'																						
27	Millfield School				28	29			26	15					8		4		1	23	8	1	
28	Nottingham HS															25	31	29	25	19	9		
29	QEGS Penrith																						
30	QEGS Penrith 'B'																						
31	RGS Newcastle									13	8	4	4	8	12	5	2	8	3	5	4	2	
32	Rugby School																	33		18	28	37	
33	Sedbergh School																	23					
34	Sedbergh School 'B'																						
35	Sevenoaks School						6	31	27		28	14	16		19	23							
36	Sevenoaks School 'B'																						
37	Shrewsbury School				8	16	16	10	15	28	14		7	5	5	6	6	14	15	7	17	12	
38	Shrewsbury School 'B'																						
39	Sir Thomas Rich's	15	26	19	18	7	5	15	24	19	31	36	22	27	17								
40	Sir Thomas Rich's 'B'																						
41	St Aidan's CofE HS																						
42	St Albans School		18	9	17	21	23	20	28	11	9	3	15	1	3	16	8	1	2	16	19	5	
43	St Albans School 'B'																						
44	St Ambrose College																					34	
45	St Ambrose College 'B'																						
46	St Anselm's College						33	12	31	18	23	8	9					38					
47	St Anselm's College 'B'																						
48	St Columbas College																						
49	St Edwards, Oxford																						
50	Stamford School															27	30					6	
51	Thomas Telford																						
52	Tiffin School																						
53	Tiffin School 'B'																						
54	Watford GS	10	25	22	33	34	31	33		33							9	7	24			20	
55	Wellingborough School																						
56	Worksop College																						
57	Wrekin College	28	35																				
58	Warwick School		16	36	36					39	42	41				40				30	21		
		72	73	74	75	76	77	78	79	80	81	82	83	84	85	86	87	88	89	90	91	92	

BOYS' TEAMS AND THEIR PREVIOUS RECORDS

														Race											
93	94	95	96	97	98	99	00	01	02	03	04	05	06	07	08	09	10	11	12	13	14	No's			
												11	9	8	5	8	12	26	33	27	25	Adams GS	01		
																						Adams GS 'B'	02		
									28	15		10	10	9	13						33	Ampleforth College	03		
																						Ampleforth College 'B'	04		
36		40																				43	Bablake School	05	
9	30	34	12	29	24	23	32	25	27	43	15	14	32	28	23	19	36	18	31	38	45	Bishop Vesey's GS	06		
7	13	3	4	2	11	3	11	14		23	4	3	2	25		*				45	20	Bradford GS	07		
	37		28	20	22	28	28	40	42	46	24	23	36		32	33		36	29	31	26	Bromsgrove School	08		
						9																35	Calday Grange GS	09	
				35	19	32	25	33	26	36		28	28	27	22	32		27	25	25			Crompton House CES	10	
																						23	Dudley College	11	
																	16					29	Emmanuel College	12	
																17	6	7	35	26	33	33	Ermysted's	13	
																	30	34	39	29			Ermysted's 'B'	14	
																34	*						15	Finham Park, Coventry	15
20	10	12	18	15	17	15	12	5	13									25			42	Giggleswick School	16		
				15		36																	Haileybury	17	
				8					20								15	16	11	5	5		Harrow School	18	
						21	19	26	12	16	19	31	25	21	25		23	15	11	16	22		John Fisher	19	
11	26							6	4	2	1	7	12	4	2	2	2	2	1	2	2		Judd School, The	20	
																14	7	9	8	10	12		Judd School, The 'B'	21	
29	23	37	38	22	18	41	34	32	36	40	25	40	39		31	31	29	45	44	42	41		KES Birmingham	22	
5	2	18	19	7		24	31	23	29	14	10	19	17	14	14	16	19	23	19	23	39		King Henry VIII	23	
18	33	26	23	28	29	22	14	12	33	20	11	24	34	33	28	15	38	31	26	24	4		Loughborough GS	24	
23	16	13	11	24	9	19	17	16	14	17		8	7	5	3	1	3	3	7	20	37		Manchester GS	25	
																18						44		Manchester GS 'B'	26
6	6	2	3	3	30	10	29	15						10	11	11	14	11	10	6	10		Millfield School	27	
8	5	8	8	11	14		16	17	9	10	14	26	24	23	20	13	22		23	21	24		Nottingham HS	28	
								18	5	21	18									22	18	32		QEGS Penrith	29
																								QEGS Penrith 'B'	30
1	3	16	14	33	33	35	38	35	34		21	13	8	6	15	9							RGS Newcastle	31	
25	12	33			36				44	48	33	39	33	26		30	27	19		17	16		Rugby School	32	
						2	5	2	6	5	5		21	16	16	5	5	10	4	9	7		Sedbergh School	33	
																	23	24	22	24	19	13		Sedbergh School 'B'	34
						12																	6	Sevenoaks School	35
																							27	Sevenoaks School 'B'	36
12	7	1	1	6	2	6	6	10	3	8	16	12	11	19	12	24	11	6	2	3	3		Shrewsbury School	37	
																			17	12	15	15		Shrewsbury School 'B'	38
	38				41														45	15	14	21		Sir Thomas Rich's	39
																			38	32	40			Sir Thomas Rich's 'B'	40
																22	13	40	28		31			St Aidan's CofE HS	41
4	19	29	27	26	3	1	1	1	1	1	3	4	6	2	1	3	1	4	3	1	1		St Albans School	42	
																	20	12	17	4	9		St Albans School 'B'	43	
17	17	20	17	38						11		18							39	34		46		St Ambrose College	44
																						34		St Ambrose College 'B'	45
34	11	7	7	5	4	5	3	4	21	4	7	5	4	1	4	6	4	14	16					St Anselm's College	46
																	26	38	30					St Anselm's College 'B'	47
																				7	8			St Columbas College	48
												38	26	7	7	26	33	28	27	22	17			St Edwards, Oxford	49
	4	10	9	9	8	25											37	42	41	30	*			Stamford School	50
																						14		Thomas Telford	51
			13	17	12	18	37	42	43	19	23	20	18	17	9		18	21	13	11	38		Tiffin School	52	
																				43	48			Tiffin School 'B'	53
19	24	28	25	41								17	13	12	8	12	25	35	21	34	28		Watford GS	54	
																						30		Wellingborough School	55
22									37	42	26	37	35	34	30		34	32	*	35				Worksop College	56
												37	24								40			Wrekin College	57
16					42	11	7	36	39	39	31				29			49	37	39	18			Warwick School	58
93	94	95	96	97	98	99	00	01	02	03	04	05	06	07	08	09	10	11	12	13	14				

**KING HENRY VIII RELAY - COMPETING GIRLS' TEAMS
AND THEIR PREVIOUS RECORDS**

Race I.D.	00	01	02	03	04	05	06	07	08	09	10	11	12	13	14	School	Race I.D.
101									5							Ampleforth	101
102																Ampleforth 'B'	102
103														22	26	Bablake	103
104																Bablake 'B'	104
105											14			16	*	Bradford GS	105
106	2	11	4	4	5	5	7		8	5		4	9	8	6	Bromsgrove	106
107																Dudley College	107
108											2				13	Emmanuel College	108
109						10	4	3	6	3	11	19			15	Giggleswick	109
110																Haileybury	110
111	6	6	5	7	3	7	16	9	10	6	4	9	6	5	21	King Henry VIII	111
112	9	14	11	18	9	6	17	12	11	14	19	29	19	21	29	King Henry VIII 'B'	112
113												5	1	1	2	Loreto GS Alt'ham	113
114												17	11	10	18	Loreto GS Alt'ham 'B'	114
115												25	22	13	24	Loreto GS Alt'ham 'C'	115
116						9				2	1	1	2	2	9	Loughborough HS	116
117	1	4	2	1	1	1	2		2	1	13	2	5	6	1	Millfield	117
118	7	16		9	4	4						12				Millfield 'B'	118
119		1	1	3	7					9	8	6	10	9	10	QEGS Penrith	119
120			9	11						15	15	26	26	11	20	QEGS Penrith 'B'	120
121										*				*	*	QEGS Penrith 'C'	121
122																RGS Newcastle	122
123				19		16	14	8				14		17	25	Rugby School	123
124				13	6	11	9	4	3	7	6	3	14	7	12	Sedbergh	124
125											18	27	21	20	16	Sedbergh 'B'	125
126						2	1								3	Sevenoaks	126
127															11	Sevenoaks 'B'	127
128																Sevenoaks 'C'	128
129												24	15		4	Shrewsbury	129
130																Shrewsbury 'B'	130
131																Shrewsbury 'C'	131
132																Skipton Girls' HS	132
133																Skipton Girls' HS 'B'	133
134																Southend HSG	134
135																Southend HSG 'B'	135
136										4	3	10	3		5	St Aidan's	136
137											17	22	17		17	St Aidan's 'B'	137
138												21	12	24	7	St Edwards, Oxford	138
139												13	18	19	8	Stamford High	139
140															22	Tudor Hall School	140
141																Wellingborough Scho	141
142						8	11		12			28	16	18		Worksop	142
143							13	6							15	Wrekin	143

00 01 02 03 04 05 06 07 08 09 10 11 12 13 14

SCHOOL and 'STAR' RUNNER PROFILES

A particular welcome to school' teams here for the first time, and to those returning after a few years' absence. These include Dudley College, Haileybury, RGS Newcastle, Skipton Girls High School, Southend High School for Girls and Wellingborough School.

We have 57 Boys teams and 43 Girls teams coming– this is the highest number of girls' teams we have ever had!

What follows is a rough guide to the teams and individuals we expect to do well in this race. This is based largely on information sent by schools, and other events which have taken place earlier on in the year. Of course, it is quite possible that due to lack of information we may have overlooked some of the top contenders, and the relays always throw up a few surprises, not least because getting the right order for runners is a factor. Whilst every effort has been made to get our facts right, any errors are on the part of the programme compiler!

Race identification numbers 01-60 (boys) and 101 – 150 (girls) should be on the runners' vests, and are shown in parentheses after the school's name below. The identification will also show the actual lap for the runner.

All spectators are welcome to come to the school hall after the race for the presentations. We hope all competing schools enjoy this year's race and wish all the teams good luck!

BOYS

CROMPTON HOUSE [10]

Running for Crompton is Marcus Dey, under 13 National Triathlon champion, under 15 Red Rose Champion 2014, and 4th in the London Virgin Mini Marathon 2014.

HARROW [18]

Harrow's team came 5th at King Henry VIII Relay last year, just missing the Matthew Lee Cup for 4th place. They acquitted themselves well at the recent Knole Run, placing 9th.

THE JOHN FISHER SCHOOL [19]

This team bring with them a potential star runner, Ricky Lutakome. Ricky is one to watch over the next few years: currently in Year 10, he is improving week on week. He recently finished 2nd in the Surrey Schools race, a year young in his age group, and he will compete in the English Schools race soon.

THE JUDD [20]

Top five for last eight years, Knole Run winners 2015, placing 2nd (by just 4 seconds!) at the St Albans Relays, the Judd always bring a strong challenge to the race. This year's captain is Miles Weatherseed (Y13), who placed 6th at the Knole Run, 7th U20 Kent and was a member of the team placing 2nd at the King Henry VIII Relay last year. Other prominent team members are Stuart Brown (Y12), who placed 5th U20 Kent and 4th at the Knole Run, Dan Blades (Y10), 3rd at U15 Kent, and Toby Ralph (Y12). Despite a heart operation last year, Toby is running strong, placing 15th at the Knole Run.

KING HENRY VIII [23]

Captain Ed Broadberry came 2nd in the Greater Birmingham School's Cross Country League is looking forward to a good run. As usual, thanks to him and the rest of the team for their help in the organising of the race.

LOUGHBOROUGH GS [24]

Placing 4th last year, Loughborough bring Ben Dijkstra, England Schools 3000m winner, XC Champion in 2014 and World Junior Triathlon Champion. Dave Miles, Loughborough coach, still remembers running the King Henry VIII Relay thirty one years ago, and hopes once again to preserve his record time!

MILLFIELD SCHOOL [27]

The Boys team for Millfield have some strong competitors, including Alex Allen, who placed 1st in the U19 individual Modern Biathlon GB Championships, and Charlie Martin. Charlie has completed several SAS selection races inside the cut off times, and recently ran the Fan Dance (24km route over Brecon, in full burgen kit) twice in one weekend!

SEDBERGH SCHOOL [33]

Always a contender, Sedbergh have placed top ten for the last six years of the race.

SEVENOAKS [35]

This year's team placed 3rd in the Knole Run, and placed 6th at King Henry VIII Relay race last year.

SHREWSBURY [37]

Shrewsbury Boys are an ensemble piece this year – no standout performers, but good experience in the team with returning 'A' team runners from last year's bronze-medal winners, with the likes of captain Theo Clarke, Oscar Dickins, Ben Remnant, and Charlie Tait-Harris. Shrewsbury took 5th place at this year's Knole Run having placed 3rd for three years in a row, which perhaps suggests this year will be harder to push for medals at King Henry VIII Relay, though the 'B' team at Knole were 12th/37 teams, promising considerable depth for the future.

ST ALBANS SCHOOL [42]

Last year's winners, indeed 9 wins, and top ten for the last 17 years – an enviable record! Robbie Lightowler has had a very successful year as captain of the St Albans school team. Already an accomplished runner with both club and school, he started the season with an impressive win at the Kings trophy. Being only one of two runners to win this event on 3 occasions, he followed this with a win in the Tri State Championships in Washington DC, and posted one of the fastest times at the Haskell Cup. At his own relay in St Albans he overturned a 56 second lead to win the event for his school. In 2015 he has continued to be a force to be reckoned with, finishing in third place at the Knole Run; also in the top ten were Ben Clarke and Adam Thorpe, both of whom ran in the King Henry VIII Relay last year. St Albans team came second at the Knole Run, continuing their rivalry with the Judd.

ST ANSELM'S COLLEGE [46]

A strong younger team, placing 6th in the U15 ESAA National Schools Cross Country Cup in 2014.

GIRLS

KING HENRY VIII [111]

Captain Penny Oliver came in 1st place in the Greater Birmingham School's Cross Country League. As usual, thanks to her and the rest of the team for their help in the organising of the race.

LOUGHBOROUGH HS [116]

Loughborough bring two athletes in particular who should perform this year – Mari Smith (Y13) ranked 8th in her age group last season over 800m and a national schools' finalist at this distance. Laura Mullin (Y11), was a gold medal winner Autumn 2014 in the National XC relays with her club Charnwood. Laura also featured in the intermediate 800m rankings last season, placing 13th.

MILLFIELD SCHOOL [117]

Last year's winners, Millfield bring some strong individual runners to their 2015 team: Isobel Glaisher represented England in Brussels in the Lotto race, and was 10th at English Schools XC last year. Livvi Gwynn also ran in the Lotto race, competing for Wales, and in 2014 represented Wales over the 1500m at the Celtic Games. Livvi ran the ESAA Track and Field for Somerset over 1500m last summer.

RGS NEWCASTLE [122]

Two sisters, Kate Waugh and Robyn Waugh, are both exceptional athletes in the RGS teams this year. Kate is 2014 UK School Games 1500m Gold medallist, 2014 British Youth Triathlon Champion, 2014 European Triathlon Youth Relays Gold Medalist, and represented England in SIAB XC Championships.

SHREWSBURY [129]

Shrewsbury Girls team had a big year in 2014, coming home in 4th place at King Henry VIII Relay, improving on their previous best of 15th. This year they are looking to improve again, pushing for a podium place, having taken 5th in this year's Knole Run. Tally Watt who ran at this event last year, came in 12th place individually.

SOUTHEND HIGH SCHOOL [134]

Winners of the Knole Run in 2014 (they were 4th this year), Southend are coming to the King Henry VIII Race for the first time this year. A young team (Year 8), but an impressive one – they recently won the English Schools' Cross Country Team Cup Junior event in Newquay with the score of 52 (next school 92!); Katie Atkinson was the individual winner with Lucy Fryer in 4th place. A team since Year 7, these girls have won every local event (Harrogate and Craven), area event (North Yorkshire) and regional (North East and Northern Schools) event they have entered, often finishing 1st, 2nd, 3rd, 4th individually. Katie is a contender for the English Schools XC Final.

Other schools who may be hiding their light under a bushel...

LORETO GS [113]

Taking 2nd place last year here, and in the Northern Schools Championships last year, Loreto also came 10th in the U15 ESAA National Schools Cross Country Cup 2014.

SEVENOAKS [126]

Third last year at King Henry VIII Relay, this year's team won the Knole Run. Phoebe Barker placed in the top ten last year, came 2nd in Knole Run and 2nd in the U15 ESAA National Schools Cross Country Cup 2014.

SKIPTON GHS [132]

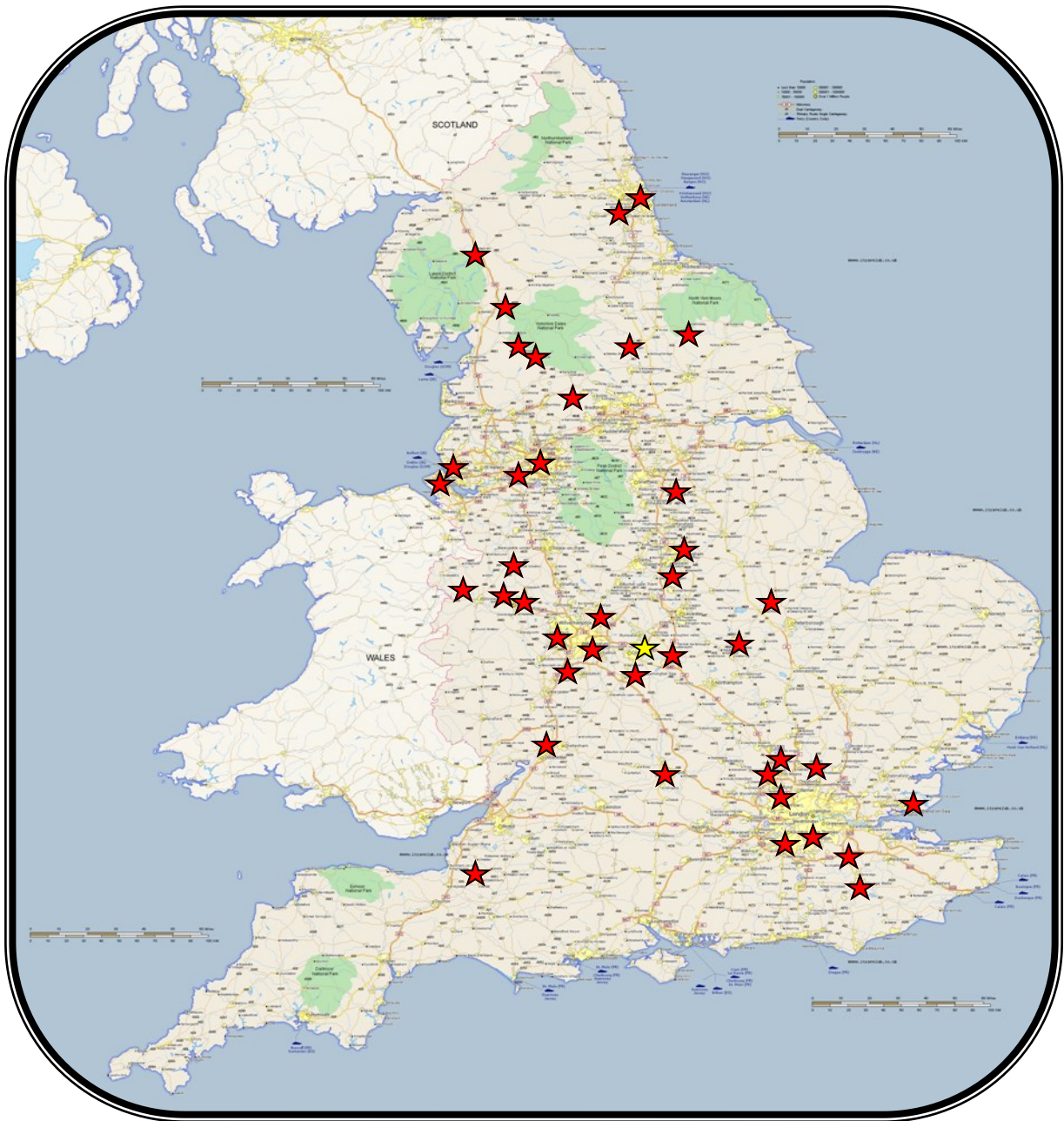
Their first year with us, it will be interesting to see what Skipton will do, having won the Northern Schools Championships last year.

Next years' race will be on Wednesday 3rd February 2016

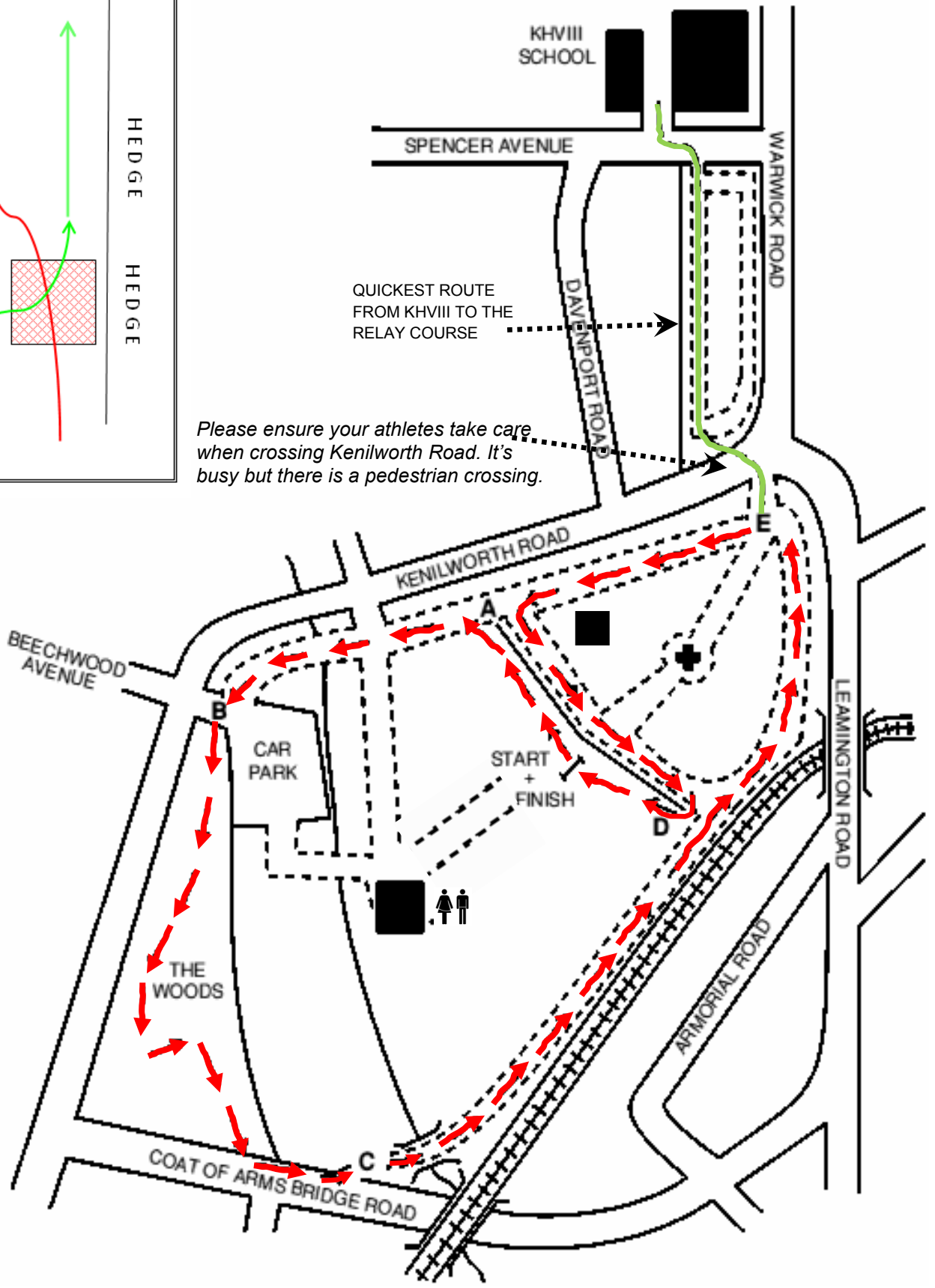
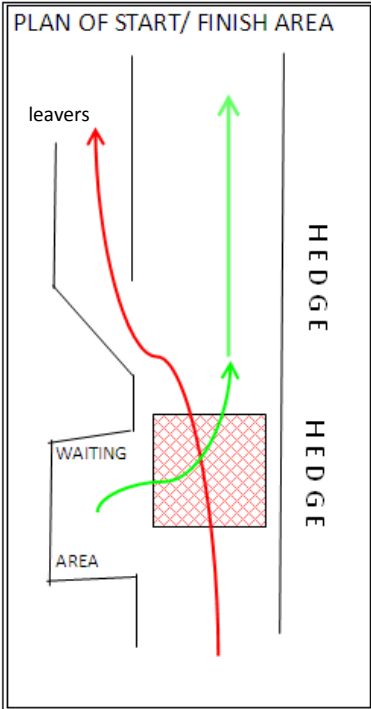
Please send 'Star Runners' information sheets promptly next January (or simply e-mail details to relayrace@khviii.net) to have them included in this programme

Where have teams come from?

This map shows the approximate locations of the teams that are here.
Runners over 350 miles apart are competing today in Coventry ★.



THE WAR MEMORIAL PARK



→ START - A - B - C - D - E - A - D - FINISH →

Our VIP Guest: George Harrison MBE

For over 60 years athletics has played a major part in George's life, he continues to coach six days a week. Before taking up coaching George was a very accomplished runner himself with a marathon PB of 2hrs 21 run in 1962. The race was the AAA Marathon, a predecessor to what we now know as the London Marathon, and George finished third in the race. He also posted a very impressive time in 1964, when he ran in the South of England 20 mile Road Race, recording a time of 1hr 44.26 – the equivalent of running 21 consecutive 1500m races, all inside 5 minutes each. Of course all this was done in the days of rubber soled plimsolls!



After retiring from running, George took up coaching, and was soon having as much success with this as he had with running. In the 1980s he coached four sub 4 minute runners, and the then UK 800m champion who ran 1.45.65. Amongst his other roles, George was the Chairman of Watford Sports Council, introducing the Watford Open Grade meetings, which are still a great success to this day. He is the President of Shaftesbury Barnet Harriers, and plays a key role in the organisation of his local village 10km event, the Tough Ten. Indeed George was a founder member of this event, and has helped to raise over £300,000 for good causes.

Over the years George has been instrumental in coaching some of the UK's top athletes, and has had athletes competing at all the major games. His current protégé is Kyle Langford, the U20 600m record holder, and one of the country's most promising young athletes. Kyle has said he would not be where he is now but for George's dedication.

For the past 36 years George has also been the Running Coach at St Albans School, helping the school to win the Relay 11 times, The Inter Boys English Schools Cup 4 times, and representing England in the 2012 World Schools Championships, where the school finished 4th. Over the past 20 years he has also coached winning teams from the school in the Biannual Tri State Championships run in Washington DC.

In 2012 George received the Coach of the Year Award, and in 2014 was awarded the MBE in the Queen's Birthday Honours for his contribution to Athletics. He received the award from Prince William in November 2014.

