







DO NOT JUST READ – DO QUESTIONS!

Year 8 End of Year Revision List

Exam Week : w/c 21st May 2018

				
Working With Number	Mult and Div of negative numbers			
Chapter 1	Prime Factors			
	HCF and LCM			
	Powers and roots			
Algebra	Simplifying like terms			
Chapter 10	Expanding Brackets			
	Using Index Notation			
Geometry	Angles of Parallel Lines			
Chapter 2	Geometric Properties Of Quadrilaterals			
	Angles in Quadrilaterals			
	Translation (not enlargements)			
	Construct Perpendicular Bisector			
	Construct Angle Bisector			
Pythagoras' Theorem (not in text book)	Finding the length of Hypotenuse			
	Finding a shorter length			
Probability	Use Probability Scales			
Chapter 3	Sample Space Diagrams			
	Estimate Probabilities			
Percentages	One Number as a Percentage of Another			
Chapter 4	Percentage Change			
	Multipliers for Percentage Change			
Congruent Shapes	Recognise Congruent Shapes			
Chapter 5	Construct Triangles			
Surface Area and Volume of Prisms	Convert Metric Units			
Chapter 6	Draw Isometric Drawings			
	Surface Area of Prisms			
	Volume of Prisms			
Graphs	Find the Gradient of a Drawn Line			
Chapter 7	Find the Equation of a Line			
	Reading Real Life Graphs			

				
Number	Round to Decimal Places			
Chapter 8	Round to Significant Figures			
	Standard Form			
	Multiply Numbers in Standard Form			
Interpreting Data	Reading Scatter Graphs			
Chapter 9	Use Correlation			
	Draw and Read Pie Chart			
Equations	Solve Equations including with Brackets			
Chapter 15	Solve Equations including with Fractions			
	Rearranging Formula			
Ratio	Compare Lengths, Areas and Volumes			
Chapter 11	Use Ratios to Read Map Scales			
Fractions	Add and Subtract Fractions			
Chapter 12	Add and Subtract Mixed Numbers			
	Multiply and Divide Fractions			
	Multiply and Divide Mixed Numbers			
	Divide with Large and Small Numbers			
Circles	Area of Circles			
Chapter 14	Circumference of Circles			
(After Easter Topic)				
Comparing Data	Construct Grouped Data Tables			
Chapter 16	Draw Frequency Diagrams			
(After Easter Topic)	Compare Data			

REMEMBER THE ONLY WAY TO REVISE MATHS

IS TO ACTUALLY DO QUESTIONS!!

Use your exercise books and textbooks as your primary resource but don't forget you can use Mymaths (Login: Henry8, Password: Hexagon).

If you are stuck then get extra help at KS3 workshop:

Thursday M4 1.30pm onwards

Friday M3 1.30pm onwards